


# My Alphabet Handwriting Practice Booklet

My name is :

I'm in grade:



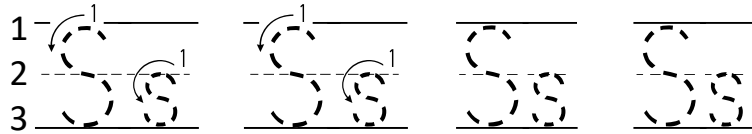
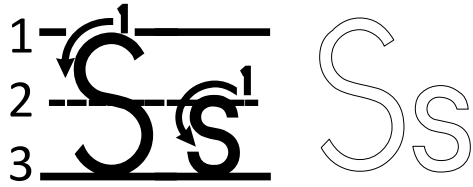
"Kafu" is an expression used in the United Arab Emirates and it means  
(gratitude)



My name is \_\_\_\_\_

Date: \_\_\_\_\_

1. Say the sound. Trace the letter.



sun	spoon
snake	sit

2. Write the letter.

1  
2  
3 S S . . . . .

1  
2  
3 s s . . . . .

3. Write the words.

1  
2  
3 sun sun . . . . .

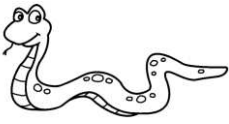
1  
2  
3 sit sit . . . . .

1  
2  
3 snake snake . . . . .

1  
2  
3 spoon spoon . . . . .

My name is \_\_\_\_\_


4. Write the missing letter.



\_nake



su\_



s\_t



\_poon

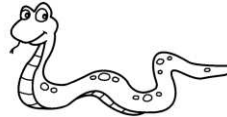
5. Circle the correct word.




sun sit



spoon sun



sun snake



sit spoon

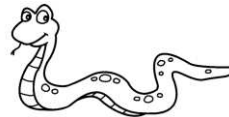
6. Write the missing word.




\_\_\_\_\_



\_\_\_\_\_



\_\_\_\_\_



\_\_\_\_\_

7. Read the sentence.

See the snake under the sun.

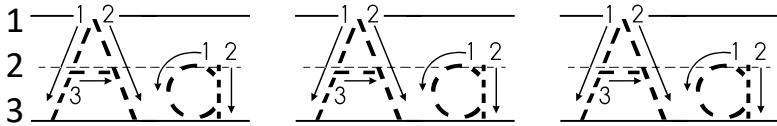
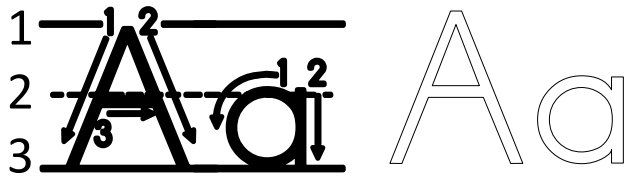
How do you feel about your work?


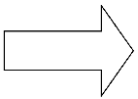
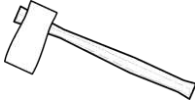



My name is \_\_\_\_\_

Date: \_\_\_\_\_

1. Say the sound. Trace the letter.



	
ant	arrow
	
axe	apple

2. Write the letter.

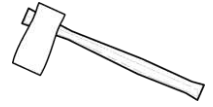
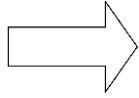
Tracing practice lines for uppercase A and lowercase a. Each row shows a dashed letter followed by several dotted letters for tracing on a three-line grid.

3. Write the words.

Handwriting practice lines for the words 'ant', 'axe', 'apple', and 'arrow'. Each word is shown in a dotted format for tracing on a three-line grid, followed by blank space for independent writing.

My name is \_\_\_\_\_

4. Write the missing letter.



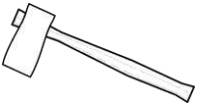
a\_ple

\_rrow

an\_

\_xe

5. Circle the correct word.



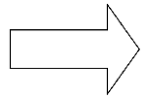
ant     axe



arrow     ant

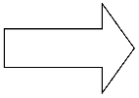


apple     axe

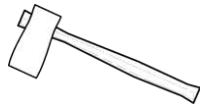


arrow     ant

6. Write the word.



\_\_\_\_\_



\_\_\_\_\_



\_\_\_\_\_



\_\_\_\_\_

7. Read the sentence.

The ant ate the apple.

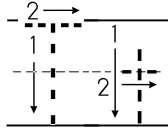
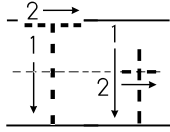
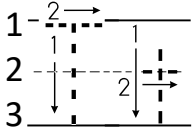

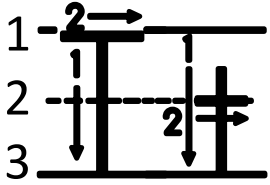
How do you feel about your work?






My name is \_\_\_\_\_

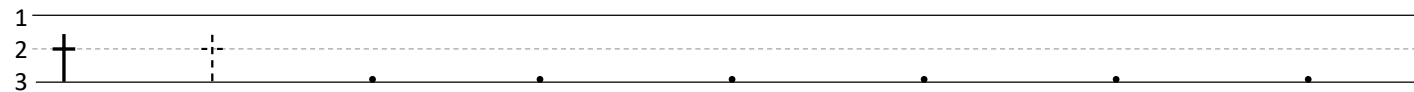
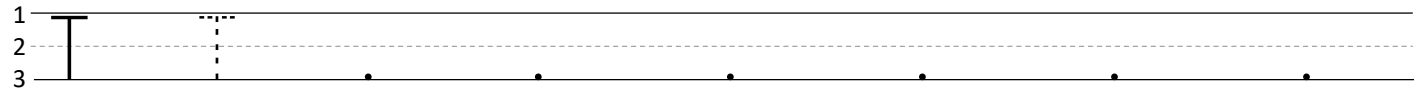
Date: \_\_\_\_\_

1. Say the sound. Trace the letter.

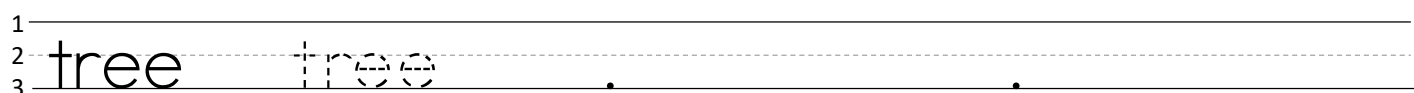
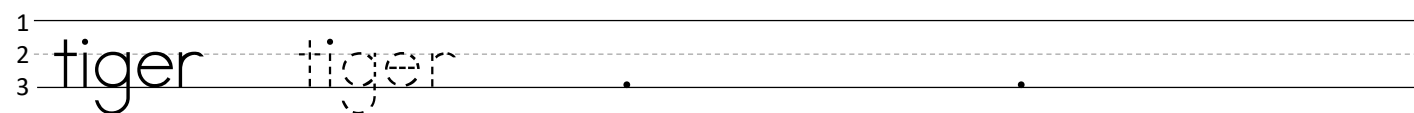
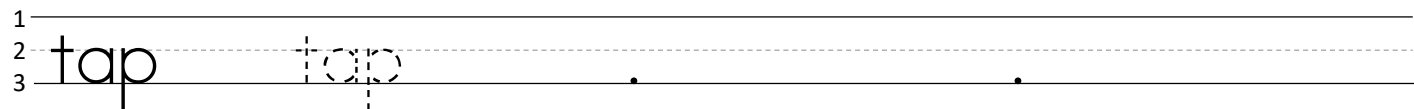


	10
tiger	ten
	
tree	tap

2. Write the letter.



3. Write the words.



My name is \_\_\_\_\_

4. Write the missing letter.



10



\_iger

te\_

\_ree

t\_p

5. Circle the correct word.



10



ten tap

tiger tree

tap ten

tiger tap

6. Write the word.

10



— — —

— — — — —

— — —

— — — — —

7. Read the sentence.

A tiger tied to the tree .

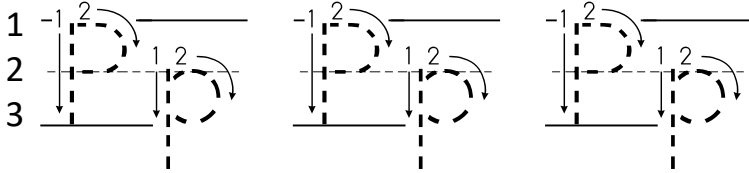
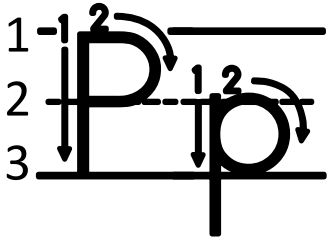
How do you feel about your work?







My name is \_\_\_\_\_

Date: \_\_\_\_\_

1. Say the sound. Trace the letter.



	
pin	pen
	
pink	pot

2. Write the letter.

1  
2  
3 P P . . . . .

1  
2  
3 p p . . . . .

3. Write the words.

1  
2  
3 pen pen . . . . .

1  
2  
3 pin pin . . . . .

1  
2  
3 pink pink . . . . .

1  
2  
3 pot pot . . . . .



My name is \_\_\_\_\_

4. Write the missing letter.



\_ot



\_en



pi\_k



pi\_

5. Circle the correct word.



pot      pink



pen      pin



pot      pen



pen      pink

6. Write the word.



— — —



— — — —



— — —



— — —

7. Read the sentence.

A pink pen.

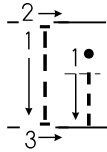
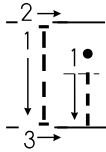
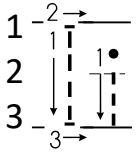
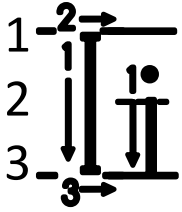
How do you feel about your work?







My name is \_\_\_\_\_

Date: \_\_\_\_\_

1. Say the sound. Trace the letter.



	
in	igloo
	
ink	iguana

2. Write the letter.

1  
2  
3 I I . . . . .

1  
2  
3 i i . . . . .

3. Write the words.

1  
2  
3 in in . . . . .





1  
2  
3 ink ink . . . . .

1  
2  
3 igloo igloo . . . . .





1  
2  
3 iguana iguana . . . . .

My name is \_\_\_\_\_





4. Write the missing letter.

			
_guana	i_k	_n	iglo_

5. Circle the correct word.

			
ink      in	in      iguana	ink      iguana	igloo      ink

6. Write the word.

			
_ _ _	_ _ _ _ _	_ _ _ _ _	_ _ _

7. Read the sentence.

An iguana in the igloo.

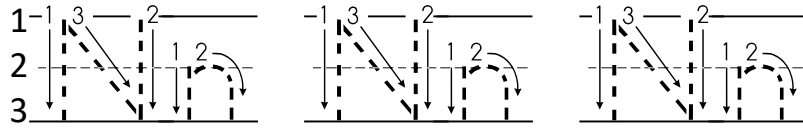
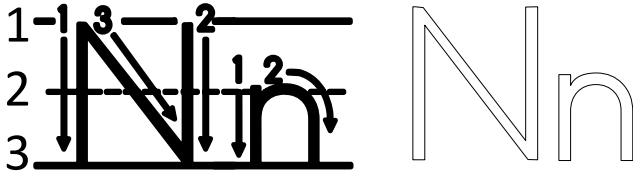
How do you feel about your work?



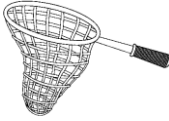



My name is \_\_\_\_\_

Date: \_\_\_\_\_

1. Say the sound. Trace the letter.



	
nuts	nine
	
net	nose

2. Write the letter.

Tracing practice lines for uppercase N and lowercase n. Each row shows the letter followed by dotted versions for tracing and blank space for independent writing.

3. Write the words.

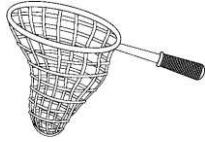
Tracing practice lines for the words 'nuts', 'nine', 'net', and 'nose'. Each row shows the word followed by dotted versions for tracing and blank space for independent writing.

My name is \_\_\_\_\_

4. Write the missing letter.



nu\_s



ne\_

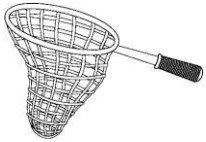


\_ose

q

n\_ne

5. Circle the correct word.



nose      net

q

nine      nuts



net      nuts



nose      nine

6. Write the word.



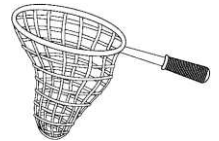
— — — —



— — — —

q

— — — —



— — — —

7. Read the sentence.

Nine nuts in the net.

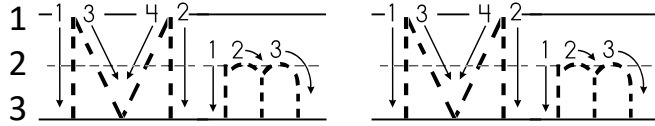

How do you feel about your work?



My name is \_\_\_\_\_

Date: \_\_\_\_\_

1. Say the sound. Trace the letter.



man	mop
melon	moon

2. Write the letter.

1  
2  
3 M M . . . . .

1  
2  
3 m m . . . . .

3. Write the words.

1  
2  
3 man man . . . . .

1  
2  
3 mop mop . . . . .

1  
2  
3 melon melon . . . . .

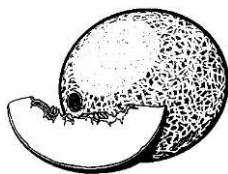
1  
2  
3 moon moon . . . . .

My name is \_\_\_\_\_

4. Write the missing letter.



\_an



\_elon

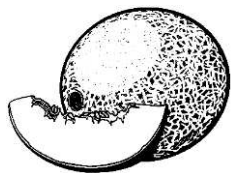


mo\_



m\_ \_n

5. Circle the correct word.



melon man



mop moon



moon man



mop melon

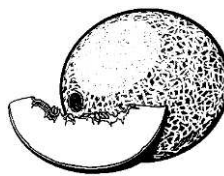
6. Write the word.



— — —



— — — —



— — — — —



— — —

7. Read the sentence.

Mom made many meals.

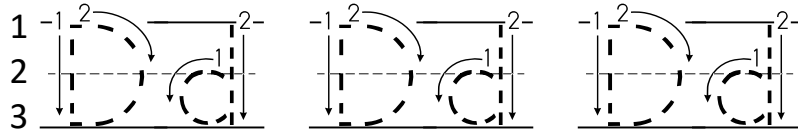
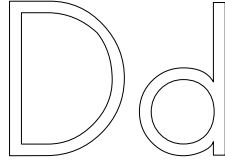
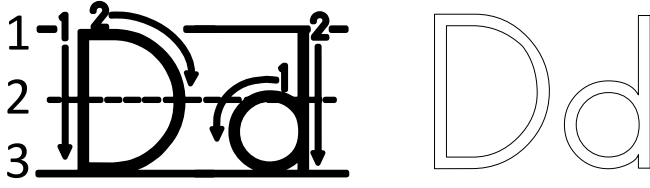
How do you feel about your work?







My name is \_\_\_\_\_

Date: \_\_\_\_\_

1. Say the sound. Trace the letter.



	
desk	dog
	
duck	doll

2. Write the letter.

1  
2  
3 D D . . . . .

1  
2  
3 d d . . . . .

3. Write the words.

1  
2  
3 dog dog . . . . .

1  
2  
3 desk desk . . . . .

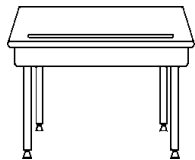
1  
2  
3 duck duck . . . . .

1  
2  
3 doll doll . . . . .




My name is \_\_\_\_\_

4. Write the missing letter.



\_esk



\_og




d\_ll



d\_ck


5. Circle the correct word.



dog      doll



desk      duck



desk      dog



duck      doll

6. Write the word.



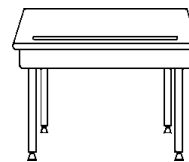
\_\_\_\_\_



\_\_\_\_\_



\_\_\_\_\_



\_\_\_\_\_

7. Read the sentence.

My dog is sad.

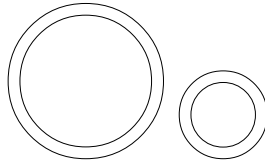
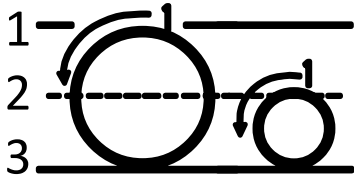
How do you feel about your work?



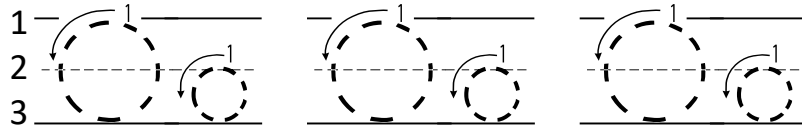
My name is \_\_\_\_\_

Date: \_\_\_\_\_

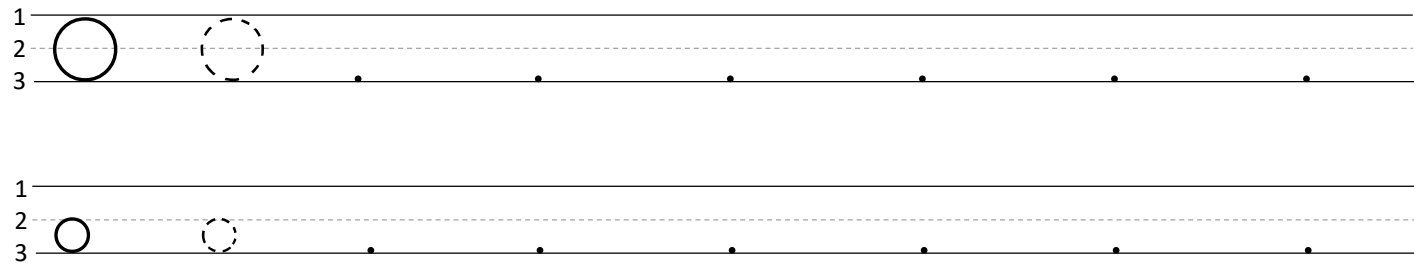
1. Say the sound. Trace the letter.




olives	orange
octopus	on



2. Write the letter.



3. Write the words.




My name is \_\_\_\_\_

4. Write the missing letter.




or\_nge



\_lives




octo\_us




o\_


5. Circle the correct word.



olives    on



on    octopus




orange    on



on    orange

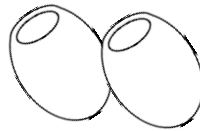
6. Write the word.



— —



— — — — —



— — — — —



— — — — —

7. Read the sentence.

The orange is on the book.

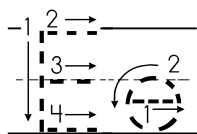
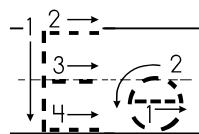
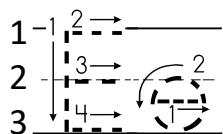
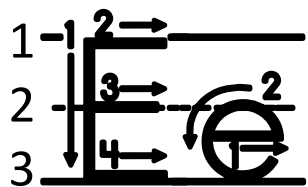
How do you feel about your work?



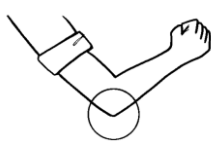



My name is \_\_\_\_\_

Date: \_\_\_\_\_

1. Say the sound. Trace the letter.



	
exit	elephant
	
elbow	egg

2. Write the letter.

1  
2  
3 E E . . . . .

1  
2  
3 e e . . . . .

3. Write the words.

1  
2  
3 exit exit . . . . .

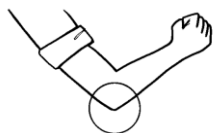
1  
2  
3 elbow elbow . . . . .

1  
2  
3 egg egg . . . . .


1  
2  
3 elephant elephant . . . . .

My name is \_\_\_\_\_

4. Write the missing letter.




\_lbow



elephan\_



ex\_t



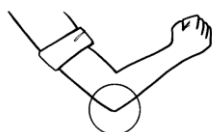
\_gg

5. Circle the correct word.



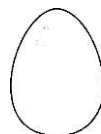
exit

egg




elbow

exit




elbow

egg




elephant egg

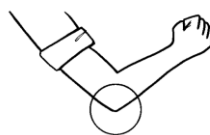
6. Write the word.



\_\_\_\_\_



\_\_\_\_\_



\_\_\_\_\_



\_\_\_\_\_

7. Read the sentence.

The egg is good.

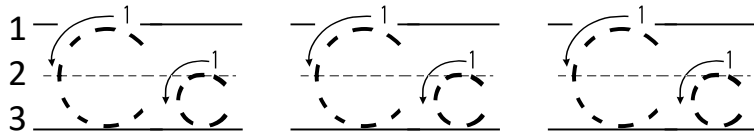
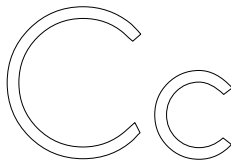
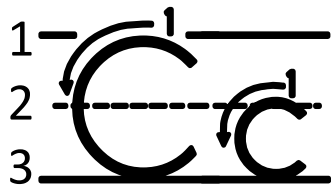
How do you feel about your work?







My name is \_\_\_\_\_

Date: \_\_\_\_\_

1. Say the sound. Trace the letter.



	
can	cup
	
cat	camel

2. Write the letter.

1  
2  
3 C C . . . . .

1  
2  
3 c c . . . . .

3. Write the words.

1  
2  
3 can can . . . . .

1  
2  
3 cat cat . . . . .

1  
2  
3 cup cup . . . . .

1  
2  
3 camel camel . . . . .

My name is \_\_\_\_\_

4. Write the missing letter.



c \_ p



ca \_



\_amel




ca \_

5. Circle the correct word.



can      cup



cat      camel



camel      cup



cat      can

6. Write the word.



\_ \_ \_



\_ \_ \_



\_ \_ \_



\_ \_ \_ \_

7. Read the sentence.

The cat can run.

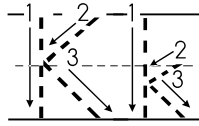
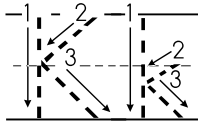
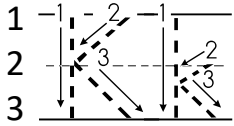
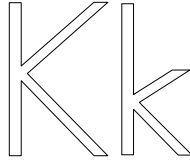
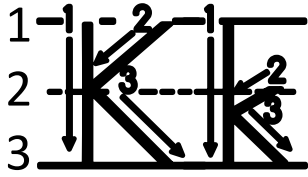
How do you feel about your work?

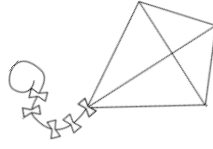


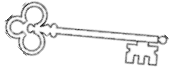


My name is \_\_\_\_\_

Date: \_\_\_\_\_

1. Say the sound. Trace the letter.



	
kite	kid
	
king	key

2. Write the letter.

1  
2  
3 K K . . . . .

1  
2  
3 k k . . . . .

3. Write the words.

1  
2  
3 kite kite . . . . .

1  
2  
3 kid kid . . . . .

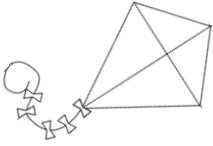
1  
2  
3 king king . . . . .

1  
2  
3 key key . . . . .



My name is \_\_\_\_\_


4. Write the missing letter.



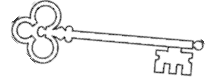
\_ite



ki\_g



ki\_

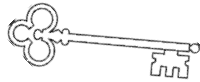


\_ey

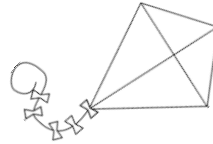
5. Circle the correct word.




king     kite



kid     key

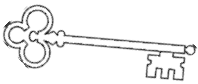


kite     king




key     kid

6. Write the word.



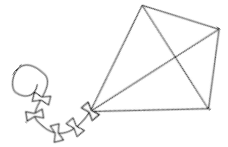
\_ \_ \_



\_ \_ \_



\_ \_ \_ \_



\_ \_ \_ \_

7. Read the sentence.

The king is flying the kite.

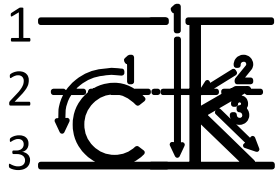
How do you feel about your work?

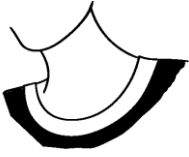





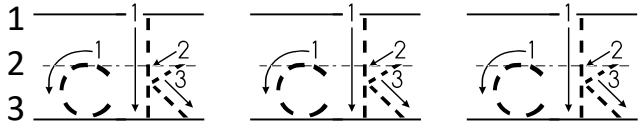
My name is \_\_\_\_\_

Date: \_\_\_\_\_

1. Say the sound. Trace the letter.



	
neck	clock
	
sock	black



2. Write the letter.

1  
2  
3 ck ck . . . . .

1  
2  
3 ck ck . . . . .

3. Write the words.

1  
2  
3 neck neck . . . . .

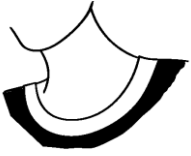
1  
2  
3 clock clock . . . . .

1  
2  
3 black black . . . . .

1  
2  
3 sock sock . . . . .

My name is \_\_\_\_\_

4. Write the missing letter.



\_eck



clo\_\_



s\_ck



bla\_\_

5. Circle the correct word.



black sock



neck clock



black clock



sock neck

6. Write the word.



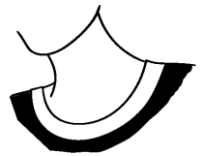
\_\_\_\_\_



\_\_\_\_\_



\_\_\_\_\_



\_\_\_\_\_

7. Read the sentence.

The clock is black.

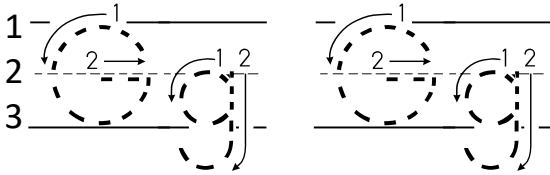
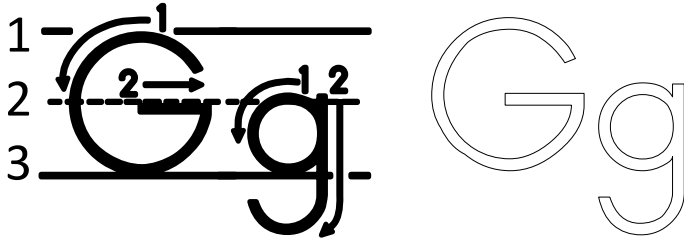
How do you feel about your work?







My name is \_\_\_\_\_

Date: \_\_\_\_\_

1. Say the sound. Trace the letter.



	
gift	girl
	
gorilla	gate

2. Write the letter.

Handwriting practice lines for the letter G. The first row shows uppercase G with a dashed outline for tracing, followed by five dotted outlines for independent writing. The second row shows lowercase g with a dashed outline for tracing, followed by five dotted outlines for independent writing.

3. Write the words.

Handwriting practice lines for the words gift, girl, gate, and gorilla. Each word is shown twice: first with a dashed outline for tracing, and then as a dotted outline for independent writing. The words are written on three-line handwriting guides.

My name is \_\_\_\_\_

4. Write the missing letter.



gir\_



\_ift



gorill\_



ga\_e

5. Circle the correct word.



gift gorilla



gate girl



gorilla gift



girl gate

6. Write the word.

_____	_____	_____	_____

7. Read the sentence.

The girl got a gift.

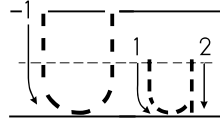
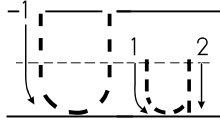
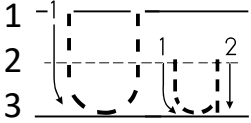
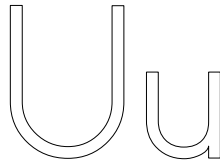
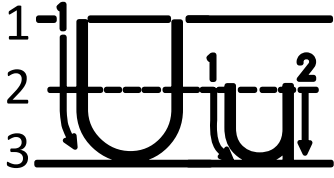
How do you feel about your work?


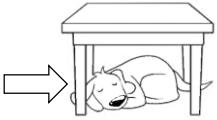




My name is \_\_\_\_\_

Date: \_\_\_\_\_

1. Say the sound. Trace the letter.



	
up	under
	
umbrella	upstairs

2. Write the letter.

1  
2  
3 U U . . . . .

1  
2  
3 u u . . . . .

3. Write the words.

1  
2  
3 upstairs upstairs . . . . .

1  
2  
3 umbrella umbrella . . . . .

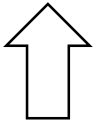
1  
2  
3 under under . . . . .

1  
2  
3 up up . . . . .

My name is \_\_\_\_\_

Date: \_\_\_\_\_

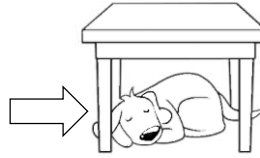
4. Write the missing letter.



\_p



umbrell\_



un\_er



u\_stairs

5. Circle the correct word.



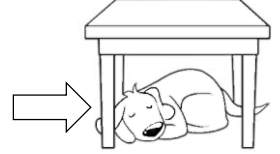
umbrella up



up under

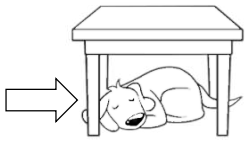


upstairs under



under up

6. Write the word.



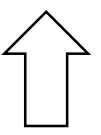
\_\_\_\_\_



\_\_\_\_\_



\_\_\_\_\_



\_\_\_\_\_

7. Read the sentence.

My umbrella is under the desk.

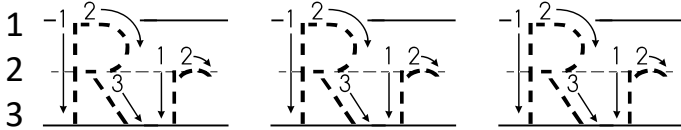
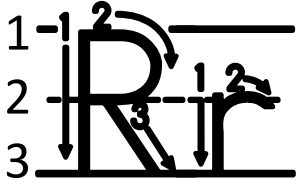
How do you feel about your work?







My name is \_\_\_\_\_

Date: \_\_\_\_\_

1. Say the sound. Trace the letter.



	
red	rain
	
robot	run

2. Write the letter.

1  
2  
3 R r . . . . .

1  
2  
3 r r . . . . .

3. Write the words.

1  
2  
3 red red . . . . .

1  
2  
3 rain rain . . . . .

1  
2  
3 robot robot . . . . .

1  
2  
3 run run . . . . .



My name is \_\_\_\_\_

4. Write the missing letter.




ru\_



r\_d




\_ain



\_obot


5. Circle the correct word.



red robot



run rain



red robot



rain robot


6. Write the word.



— — —



— — —



— — —



— — —

7. Read the sentence.

A red robot.

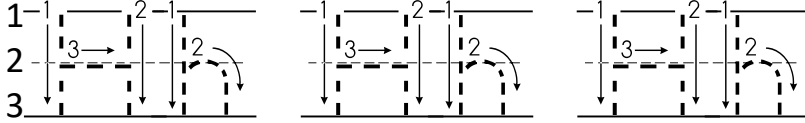
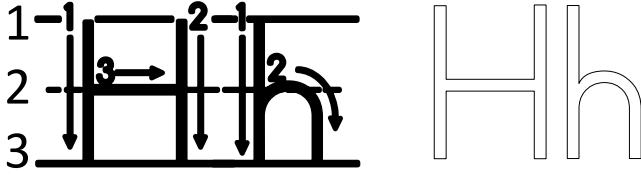
How do you feel about your work?







My name is \_\_\_\_\_

Date: \_\_\_\_\_

1. Say the sound. Trace the letter.



	
hat	heart
	
hand	hen

2. Write the letter.


Handwriting practice lines for uppercase H and lowercase h. Each letter is shown twice: first as a solid example, then as a dashed letter for tracing, followed by four dotted letters for independent writing.

3. Write the words.

Handwriting practice lines for the words hat, heart, hand, and hen. Each word is shown twice: first as a solid example, then as a dashed word for tracing, followed by two dotted words for independent writing.

My name is \_\_\_\_\_

4. Write the missing letter.



h\_t



\_eart



han\_



h\_n


5. Circle the correct word.



heart hat



hen hand



hat hen



heart hand


6. Write the word.




— — —



— — —



— — —



— — —

7. Read the sentence.

A red hen in a red hat.

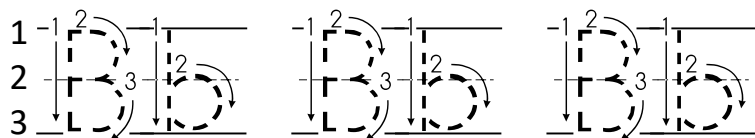
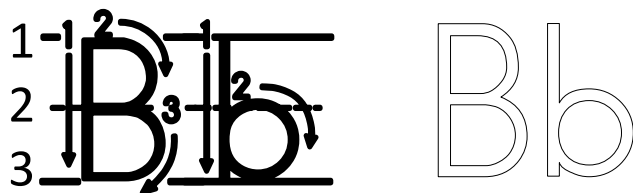
How do you feel about your work?







My name is \_\_\_\_\_

Date: \_\_\_\_\_

1. Say the sound. Trace the letter.



	
bat	bag
	
bird	bike

2. Write the letter.

1  
2  
3 B B . . . . .

1  
2  
3 b b . . . . .

3. Write the words.

1  
2  
3 bat bat . . . . .

1  
2  
3 bird bird . . . . .

1  
2  
3 bike bike . . . . .

1  
2  
3 bag bag . . . . .

My name is \_\_\_\_\_

4. Write the missing letter.



b\_t



\_ag



b\_ke



bir\_

5. Circle the correct word.



bird      bike



bag      bat



bag      bird



bat      bike

6. Write the word.



— — —



— — —



— — —



— — —

7. Read the sentence.

A big blue bag.

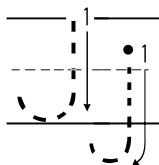
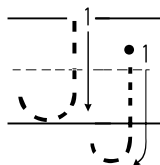
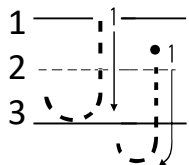
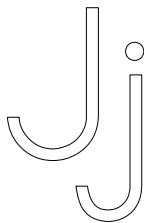
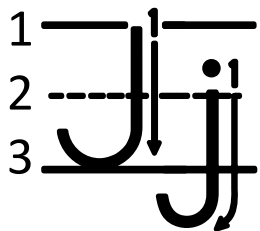
How do you feel about your work?







My name is \_\_\_\_\_

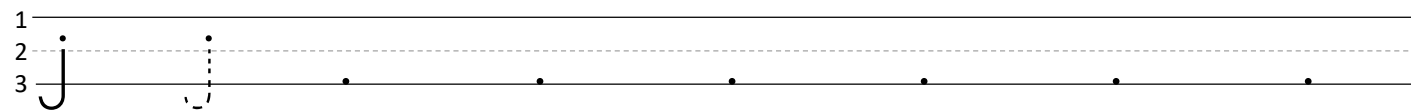
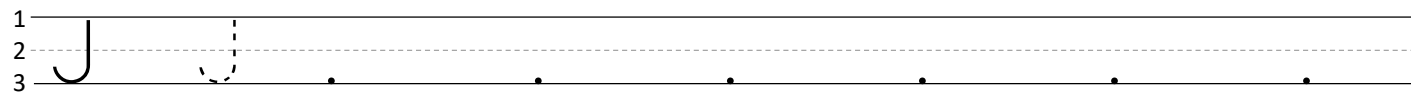
Date: \_\_\_\_\_

1. Say the sound. Trace the letter.

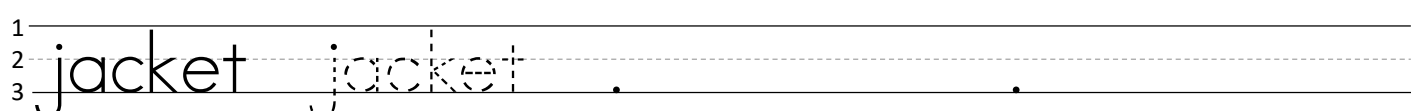
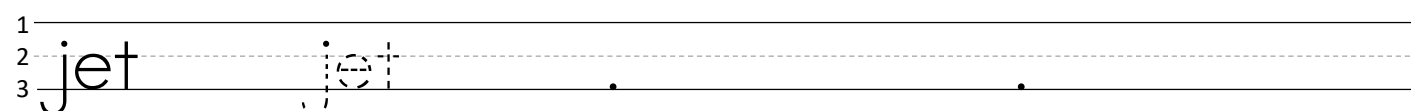
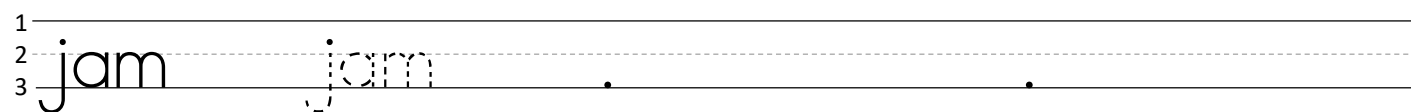
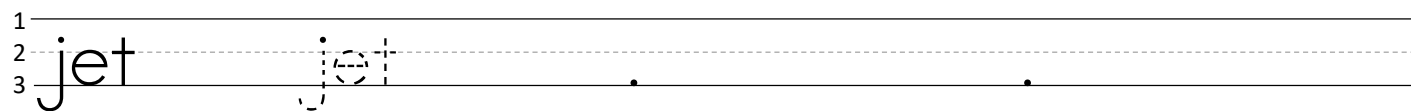


	
jam	jug
	
jacket	jet

2. Write the letter.




3. Write the words.



My name is \_\_\_\_\_

4. Write the missing letter.



\_am



jacke\_



j\_t



\_ug

5. Circle the correct word.



jug

jet



jam

jug



jam

jacket



jacket

jet

6. Write the word.



— — —



— — —



— — —



— — — — —

7. Read the sentence.

A jam in a jar.

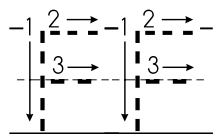
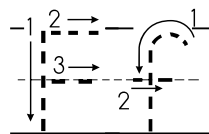
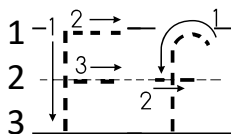

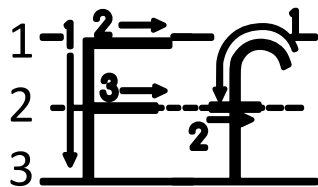
How do you feel about your work?



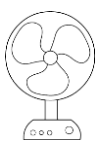



My name is \_\_\_\_\_

Date: \_\_\_\_\_

1. Say the sound. Trace the letter.



	
fish	finger
	
fan	frog

2. Write the letter.

1  
2 F F . . . . .  
3

1  
2 f f . . . . .  
3

3. Write the words.

1 fish fish . . .  
2  
3

1 finger finger . .  
2  
3

1 fan fan . .  
2  
3

1 frog frog . .  
2  
3



My name is \_\_\_\_\_

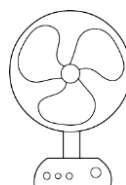
4. Write the missing letter.



\_ish



fin\_er

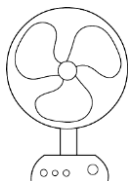


fa\_



fr\_g

5. Circle the correct word.



frog fan



fish finger



fan frog

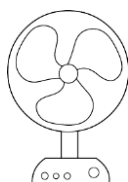


finger fan

6. Write the word.



\_\_\_\_\_



\_\_\_\_\_



\_\_\_\_\_



\_\_\_\_\_

7. Read the sentence.

The frog is on the fan.

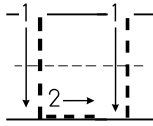
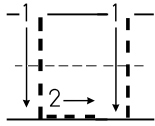
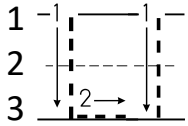
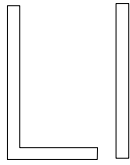
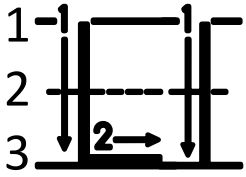
How do you feel about your work?


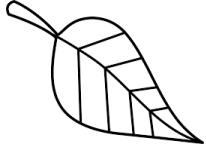

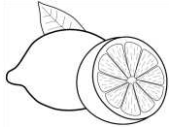


My name is \_\_\_\_\_

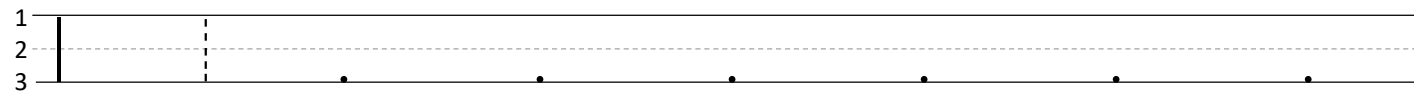
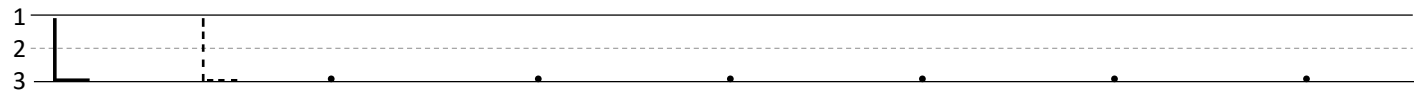
Date: \_\_\_\_\_

1. Say the sound. Trace the letter.

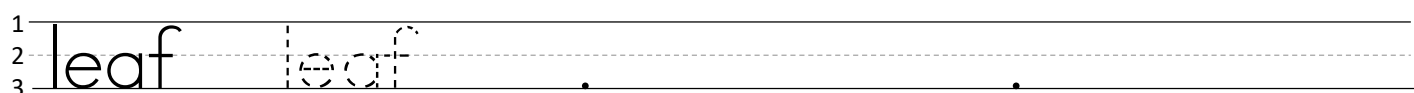
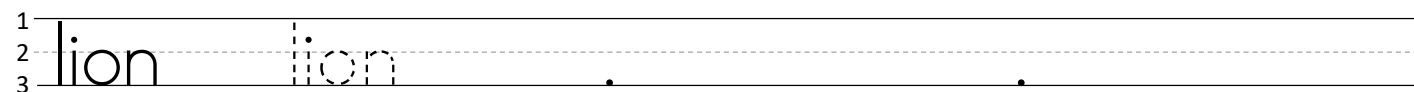
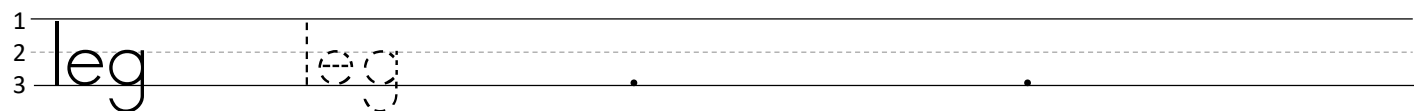


	
lion	leaf
	
leg	lemon

2. Write the letter.



3. Write the words.



My name is \_\_\_\_\_


4. Write the missing letter.



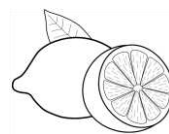
lio\_



l\_g




\_eaf




le\_on

5. Circle the correct word.



leaf

lion



lemon

leaf



leg

lion



lemon

leg


6. Write the word.



— — —



— — —



— — —



— — —

7. Read the sentence.

Lick the lemon.

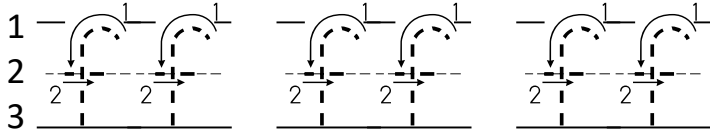

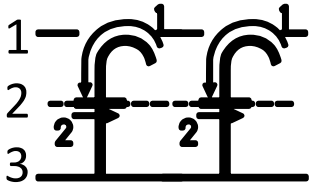
How do you feel about your work?


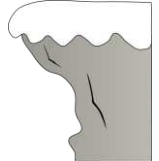




My name is \_\_\_\_\_

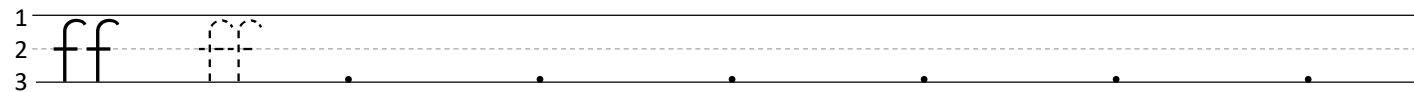
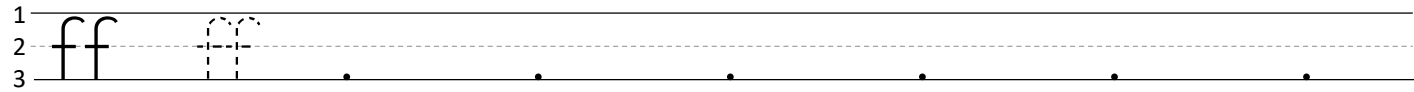
Date: \_\_\_\_\_

1. Say the sound. Trace the letter.

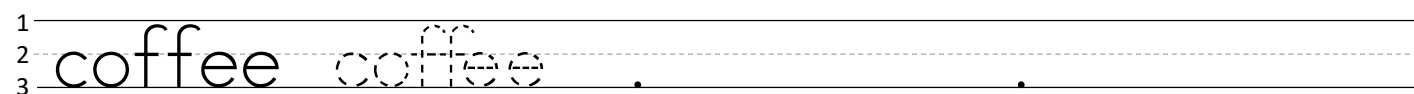
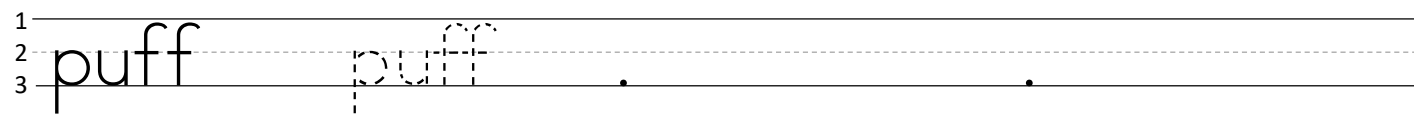
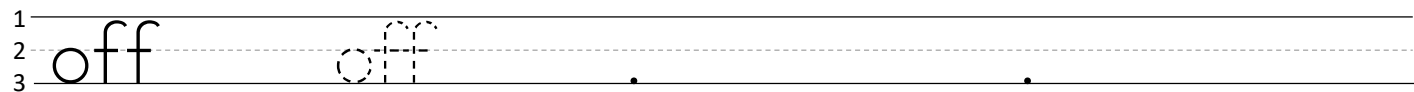


	
coffee	cliff
	
puff	off

2. Write the letter.

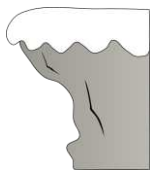


3. Write the words.



My name is \_\_\_\_\_


4. Write the missing letter.



cli\_ \_



co\_ \_ee




\_ff




\_uff

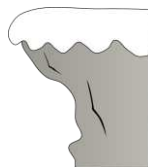
5. Circle the correct word.



puff cliff



coffee off



cliff puff

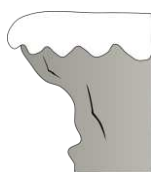


coffee off

6. Write the word.




\_\_\_\_\_



\_\_\_\_\_



\_\_\_\_\_



\_\_\_\_\_

7. Read the sentence.

Turn it off.

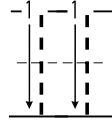
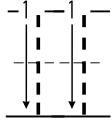
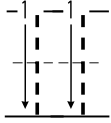
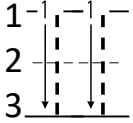
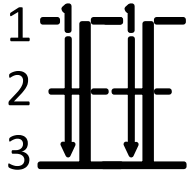
How do you feel about your work?

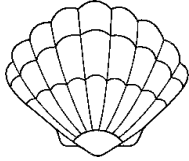





My name is \_\_\_\_\_

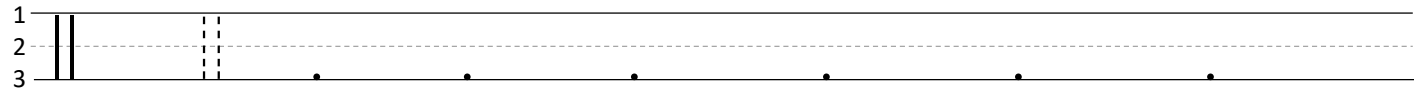
Date: \_\_\_\_\_

1. Say the sound. Trace the letter.

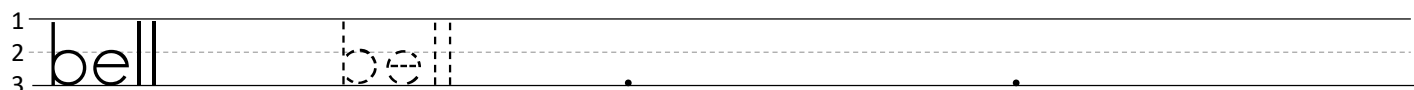
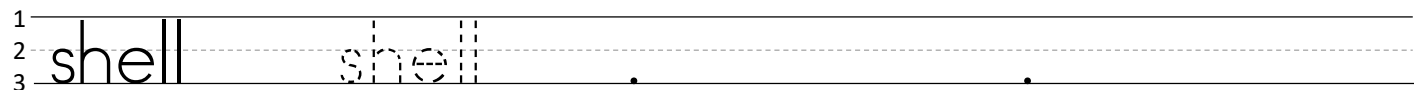


	
shell	ball
	
bell	tall

2. Write the letter.

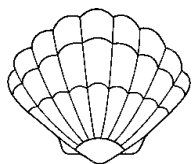


3. Write the words.



My name is \_\_\_\_\_

4. Write the missing letter.



she\_ \_



b\_ ll



\_all



ta\_ \_


5. Circle the correct word.



tall      ball



bell      tall



shell      ball



bell      shell

6. Write the word.




\_\_\_\_\_



\_\_\_\_\_



\_\_\_\_\_



\_\_\_\_\_

7. Read the sentence.

The boy is tall.

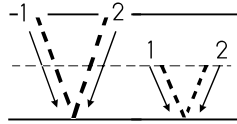
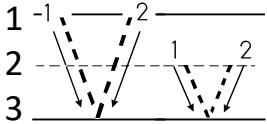
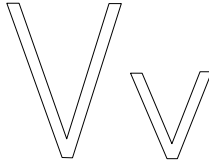
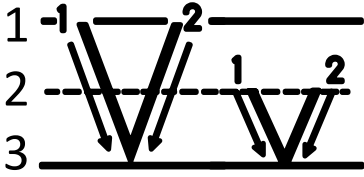
How do you feel about your work?







My name is \_\_\_\_\_

Date: \_\_\_\_\_

1. Say the sound. Trace the letter.



	
<u>v</u> iolin	<u>v</u> an
	
<u>v</u> ase	<u>v</u> et

2. Write the letter.

1  
2  
3 V v . . . . .

1  
2  
3 V v . . . . .

3. Write the words.

1  
2  
3 vet vet . . . . .

1  
2  
3 violin violin . . . . .

1  
2  
3 van van . . . . .

1  
2  
3 vase vase . . . . .



My name is \_\_\_\_\_

4. Write the missing letter.



viol\_n



va\_e

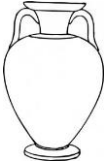


\_et



va\_

5. Circle the correct word.



vase

vet



violin

van



vase

violin



vet

van

6. Write the word.



— — —



— — —



— — —



— — — — —

7. Read the sentence.

A man in the van.

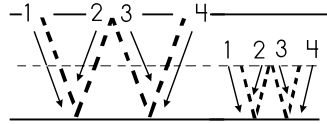
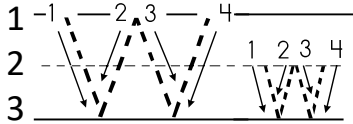
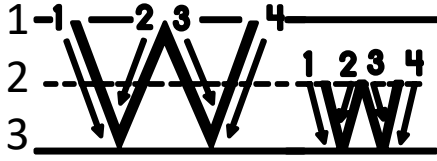
How do you feel about your work?



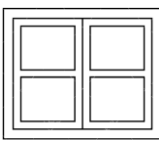



My name is \_\_\_\_\_

Date: \_\_\_\_\_

1. Say the sound. Trace the letter.



	
web	wall
	
window	watch

2. Write the letter.

1  
2  
3 W w . . . . .

1  
2  
3 W w . . . . .

3. Write the words.

1  
2  
3 web web . . . . .


1  
2  
3 wall wall . . . . .

1  
2  
3 window window . . . . .


1  
2  
3 watch watch . . . . .

My name is \_\_\_\_\_

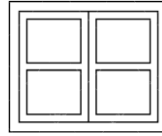
4. Write the missing letter.



w\_b



wa\_ \_



\_indow

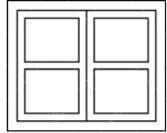


w\_tch


5. Circle the correct word.




wall watch



web window




watch web



wall window

6. Write the word.



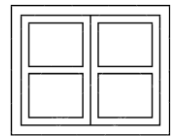
\_\_\_\_\_



\_\_\_\_\_



\_\_\_\_\_



\_\_\_\_\_

7. Read the sentence.

I like my watch.

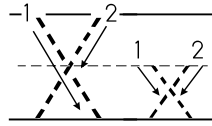
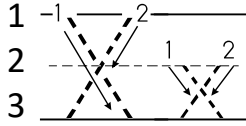
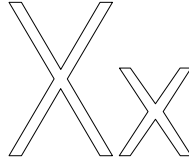
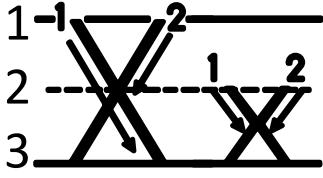
How do you feel about your work?


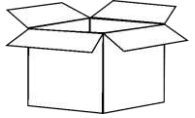



My name is \_\_\_\_\_

Date: \_\_\_\_\_

1. Say the sound. Trace the letter.



	
fox	box
6	
six	x-ray

2. Write the letter.

1  
2  
3 X X . . . . .

1  
2  
3 X x . . . . .

3. Write the words.

1  
2  
3 fox fox . . . . .


1  
2  
3 x-ray x-ray . . . . .

1  
2  
3 box box . . . . .

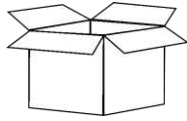
1  
2  
3 six six . . . . .

My name is \_\_\_\_\_

4. Write the missing letter.



\_ox



bo\_



x-r\_y

6


si\_

5. Circle the correct word.

6

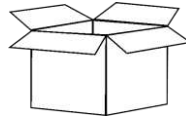
six

box



x-ray

fox



box

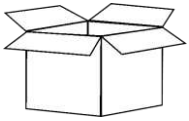
six



x-ray

six

6. Write the word.




---



- \_ \_ \_

6

---



---

7. Read the sentence.

The fox is on the box.

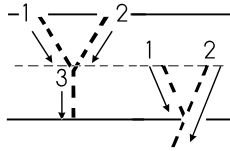
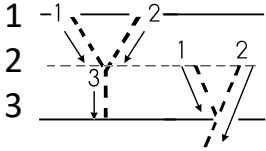
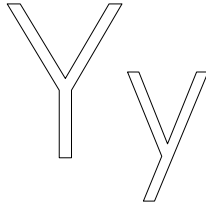
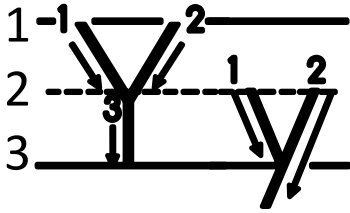
How do you feel about your work?







My name is \_\_\_\_\_

Date: \_\_\_\_\_

1. Say the sound. Trace the letter.



	
y <del>o</del> -y <del>o</del>	y <del>a</del> wn
	
y <del>a</del> cht	y <del>e</del> llow

2. Write the letter.

1  
2  
3 Y Y . . . . .

1  
2  
3 y y . . . . .

3. Write the words.

1  
2  
3 yo-yo yo-yo . . . . .

1  
2  
3 yawn yawn . . . . .

1  
2  
3 yacht yacht . . . . .

1  
2  
3 yellow yellow . . . . .

My name is \_\_\_\_\_

4. Write the missing letter.



\_o\_o



yaw\_



yell\_w



yach\_

5. Circle the correct word.



yellow yoyo



yoyo yawn



yacht yellow



yacht yawn

6. Write the word.



\_\_\_\_\_



\_\_\_\_\_



\_\_\_\_\_



\_\_\_\_\_

7. Read the sentence.

The yarn is yellow.

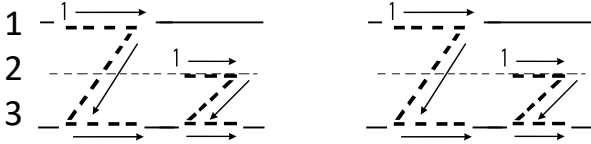
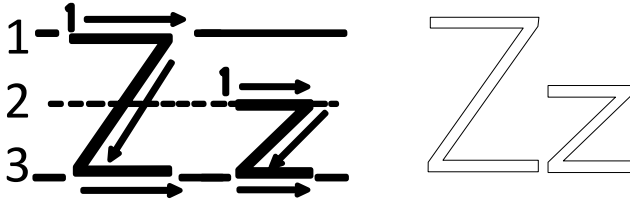
How do you feel about your work?







My name is \_\_\_\_\_

Date: \_\_\_\_\_

1. Say the sound. Trace the letter.



	
zoo	zero
	
zigzag	zebra

2. Write the letter.

1  
2  
3 Z z . . . . .

1  
2  
3 Z z . . . . .

3. Write the words.

1  
2  
3 zoo zoo . . . . .

1  
2  
3 zero zero . . . . .

1  
2  
3 zebra zebra . . . . .

1  
2  
3 zigzag zigzag . . . . .



My name is \_\_\_\_\_

4. Write the missing letter.



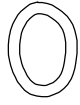
\_oo



\_ig\_ag

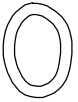


zebr\_



\_ero


5. Circle the correct word.



zero zigzag



zoo zebra



zoo zero




zigzag zero

6. Write the word.



\_\_\_\_\_



\_\_\_\_\_



\_\_\_\_\_



\_\_\_\_\_

7. Read the sentence.

The zebra is in the zoo.

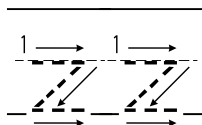
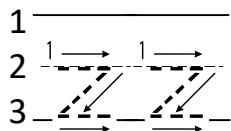
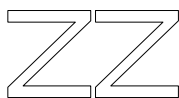
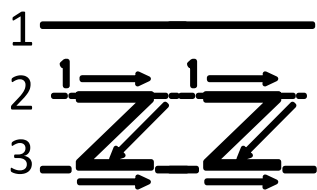
How do you feel about your work?







My name is \_\_\_\_\_

Date: \_\_\_\_\_

1. Say the sound. Trace the letter.



	
pizza	buzz
	
dizzy	puzzle

2. Write the letter.

1  
2 Z Z . . . . .

1  
2 Z Z . . . . .

3. Write the words.

1  
2 pizza pizza . . .

1  
2 puzzle puzzle . . .

1  
2 buzz buzz . . .

1  
2 dizzy dizzy . . .

My name is \_\_\_\_\_

Date: \_\_\_\_\_


4. Write the missing letter.



pizz\_



di\_ \_y



pu\_ \_le



\_uzz

5. Circle the correct word.




buzz dizzy



puzzle pizza



dizzy buzz



puzzle buzz

6. Write the word.



\_\_\_\_\_



\_\_\_\_\_



\_\_\_\_\_



\_\_\_\_\_

7. Read the sentence.

He feels dizzy.

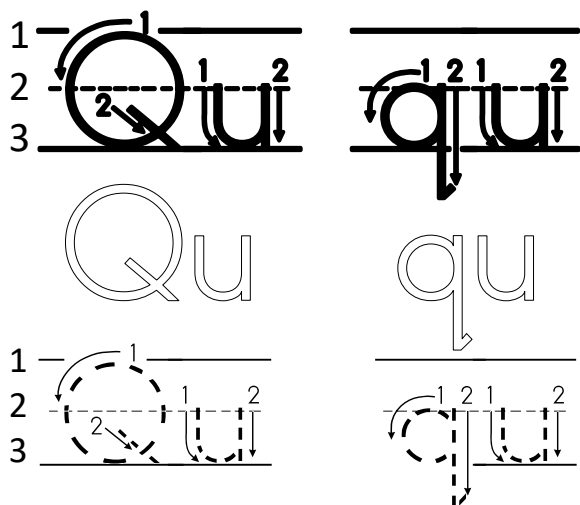
How do you feel about your work?


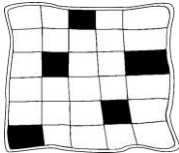




My name is \_\_\_\_\_

Date: \_\_\_\_\_

1. Say the sound. Trace the letter.



	
queen	quilt
	
question	quiet

2. Write the letter.

1  
2  
3 Qu Qu . . . . .

1  
2  
3 qu qu . . . . .

3. Write the words.

1  
2  
3 quilt quilt . . . . .

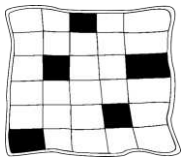



1  
2  
3 queen queen . . . . .

1  
2  
3 quiet quiet . . . . .



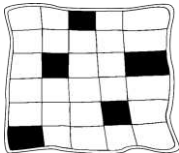

1  
2  
3 question question . . . . .

My name is \_\_\_\_\_


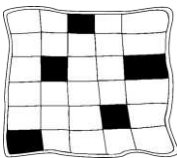


4. Write the missing letter.

			
_ _ilt	qui_t	_ _estion	qu_ _n

5. Circle the correct word.

			
quilt queen	question quilt	quilt quiet	queen quiet

6. Write the word.

			
_____	_____	_____	_____

7. Read the sentence.

The queen is quiet.

How do you feel about your work?

