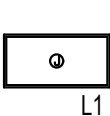
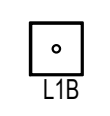




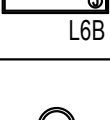
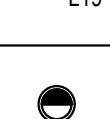
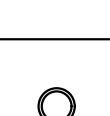
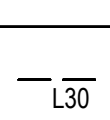
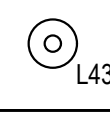
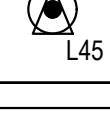
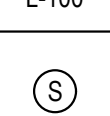
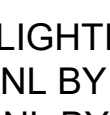
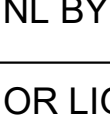


LIGHTING FIXTURE SCHEDULE			PROVIDED FOR INFORMATION ONLY VERIFY AND INSTALL PER ELECTRICAL DRAWING				11-07-1
ITEM	SYMBOL	DESCRIPTION	QTY.	MFR. & CAT. NO.	REMARK	WATTS	
INTERIOR LIGHTING ITEM							
L1		T-BAR CEILING RECESSED MOUNTED LED LIGHTING FIXTURE, 2' X 4', 120V WITH 5400 LUMEN PACKAGE, 4000K, AND BAKED-ON WHITE ENAMEL FINISH.	7	DAY-BRITE FIXTURE: 2TG54L-840-4-FS-02F-UNV-DIM	KITCHEN CEILING LIGHTS, FURNISHED BY OWNER INSTALLED BY GC	49.3	
L1B		T-BAR CEILING RECESSED MOUNTED LED LIGHTING FIXTURE, 2' X 2', 120V WITH 3000 LUMEN PACKAGE, 4000K, AND BAKED-ON WHITE ENAMEL FINISH.	1	DAY-BRITE FIXTURE: 2TG30L-840-2-FS-02F-UNV-DIM	KITCHEN CEILING LIGHTS, FURNISHED BY OWNER INSTALLED BY GC	32.7	
L1EM		T-BAR CEILING RECESSED MOUNTED LED LIGHTING FIXTURE, SAME AS TYPE L1 EXCEPT WITH INTEGRAL BATTERY PACK.	3	DAY-BRITE FIXTURE: 2TG54L-840-4-FS-02F-UNV-DIM-EMLED	EMERGENCY KITCHEN CEILING LIGHTS FURNISHED BY OWNER INSTALLED BY GC	49.3	
L1BEM		T-BAR CEILING RECESSED MOUNTED LED LIGHTING FIXTURE, SAME AS TYPE L1B EXCEPT WITH INTEGRAL BATTERY PACK.	0	DAY-BRITE FIXTURE: 2TG30L-840-2-FS-02F-UNV-DIM-EMLED	EMERGENCY KITCHEN CEILING LIGHTS FURNISHED BY OWNER INSTALLED BY GC	32.7	
L4HO		UNIVERSAL MOUNT LED EXIT SIGN, 120/277V WITH BATTERY PACK, 2 FACE WITH GREEN LETTERS	4	EXITRONIX GVEX-U-BP-WB-BL-R6	EXIT SIGN FURNISHED BY OWNER, INSTALLED BY GC. EXIT SIGNS TO BE WALL MOUNTED UNLESS NOTED OTHERWISE.	3.6	
L6A		LED HOOD LIGHT	12	FURNISHED & INSTALLED BY EQUIPMENT SUPPLIER	LIGHTS SUPPLIED & PRE-WIRED BY HOOD VENDOR. ELEC. CONTRACTOR TO CONNECT MAIN WIRES TO SHUNT TRIP BREAKER AND HOOD CONTROL PANEL	BUILT INTO HOOD	
L6B		LED WALK-IN COOLER LED LIGHT, 120V, 48"	3	KASON FIXTURE: # 1810LX4000	FURNISHED BY WIC VENDOR, G.R.E., INSTALLED BY GC	39	
L19		LED DOWN LIGHT, RECESSED IN CEILING	41	ELITE HOUSING: LD6IC-AT LED MODULE: ELITE LED LIGHTING RL607-750L-DIMTR-120-30K-SN-SN-90+	FURNISHED BY OWNER, INSTALLED BY GC	14	
L19EM		LED EMERGENCY DOWN LIGHT, RECESSED IN CEILING	7	ELITE HOUSING: LD6IC-AT LED MODULE: ELITE LED LIGHTING RL607-750L-DIMTR-120-30K-SN-SN-90+	EMERGENCY RECESSED DOWN LIGHT - NORMALLY ON INVERTER UNIT - ISOLITE, IMI-12-LC-V1 FURNISHED BY OWNER INSTALLED BY GC	14	
L20		3 3/4" ADJUSTABLE MR16 DOWNLIGHT, RECESSED IN CEILING	11	LIGHTOLIER: LYTECASTER - 378WHX FRAME-IN KIT: 302MRSXP BULB: MR16 - GE - LED 6W, 35° BEAM	REFER TO ARCHITECTURAL DRAWINGS FOR LOCATION. FURNISHED BY OWNER, INSTALLED BY GC	6	
L30		WHITE LED AT SERVICE COUNTER SOFFIT AND DINING ROOM PARTIAL HEIGHT WALL	36 L.F.	LUXEM BRIGHT FIXTURE: BLAZE LED	FURNISHED BY OWNER, INSTALLED BY GC	1.3 WATTS PER FOOT	
L43		12" DIA. DECORATIVE BAYLOR PENDANT LF INCANDESCENT	12	LBL LIGHTING, MODEL # P1461ORB BULB: LED EDISON LAMP: 1173467	FURNISHED BY OWNER, INSTALLED BY GC	9	
L45		12" DIA. DECORATIVE MORILL PENDANT LF INCANDESCENT	5	LBL LIGHTING, MODEL # 6227801-839 BULB: LED EDISON LAMP: 1173467	FURNISHED BY OWNER, INSTALLED BY GC	5	
L100		MICRO INVERTER	1	ISOLITE #IMI 125	FURNISHED BY OWNER, INSTALLED BY GC		
		SPEAKER			FURNISHED BY MUSIC VENDOR, INSTALLED BY MUSIC VENDOR		

NIGHT LIGHTING REQUIREMENTS: "NL" DESIGNATION INDICATED NIGHT LIGHT ON UNSWITCHED CIRCUIT.

- ONE NL BY SERVICE COUNTER, POS / CASHIER
- ONE NL BY POS / CASHIER AT DRIVE THRU STATION IF APPLICABLE
- ONE NL BY EACH EXIT DOORS IN DINNING ROOM & BACK OF HOUSE

EXTERIOR LIGHTING

L40		LINEAR LED LIGHT IN EXTERIOR STORAGE ROOM	1	COOPER LIGHTING, MX-4VT2-LD4-6-DR-UNV-L840-CD1-WL-U	4' LED VAPORTITE FIXTURE, SURFACE MOUNTED, FURNISHED BY OWNER, INSTALLED BY GC		56	
L85		WALL MOUNTED OVER SERVICE DOOR FIXTURE	1	HOWARD LIGHTING PRODUCTS LED WALL PACK #VL305 30W LED, 120V WITH BRONZE FINISH	OVER EXTERIOR SERVICE DOOR. REFER TO ARCHITECTURAL ELEVATIONS FOR HEIGHT. FURNISHED BY OWNER, INSTALLED BY GC.		29	
L86		EXTERIOR EMERGENCY LIGHT	2	EXITRONIX, MLED1-G-WP	OVER EXTERIOR ENTRANCE & SERVICE DOORS. REFER TO ARCHITECTURAL ELEVATIONS FOR HEIGHT. FURNISHED BY OWNER, INSTALLED BY GC		1.5	
L86AEM		EXTERIOR RECESSED EMERGENCY LIGHT	1	ELITE HOUSING: LD6IC-AT LED MODULE: ELITE LED LIGHTING WET LOCATION: RL607-14V-120-FL-30K-SN-SN-W-WET LOCATION	EMERGENCY RECESSED DOWN LIGHT - NORMALLY ON INVERTER UNIT - ISOLITE, IMI-12-LC-V1 FURNISHED BY OWNER INSTALLED BY GC		14	
L90		DECORATIVE LED WALL SCOSCE	2	HINKLEY LIGHTING, ATLANTIS 1649BZ-LED.	AT PORTAL OF ENTRY DOOR. REFER TO ARCHITECTURAL ELEVATIONS FOR HEIGHT. FURNISHED BY OWNER, INSTALLED BY GC		11	
L91		DECORATIVE LED WALL SCOSCE	4	HINKLEY LIGHTING, KORE, BRONZE; 1872BZ-LED	ALONG REAR EIFS BAND FURNISHED BY OWNER, INSTALLED BY GC		5	
L97		LED MOTION SECURITY FLOODLIGHT	2	LITHONIA LIGHTING OLF 2RH 40K 120V MO BZ	FURNISHED BY OWNER, INSTALLED BY GC		25	

CEILING SCHEDULE

INSTALLED AND FURNISHED BY G.C. UNLESS NOTED OTHERWISE

NO	MANUFACTURER	DESCRIPTION	MATERIAL	FINISH
C1	ARMSTRONG	2' X 2' SUSPENDED T-BAR GRID CEILING SYSTEM	CUSTOM #PN91311	T-BAR AND GRID COLOR: SEPIA CONTACT AT ARMSTRONG-SHERRY BRUNT 1-800-442-4212
C2	USG	2' X 4' SUSPENDED T-BAR GRID CEILING SYSTEM	"VINYL ROCK" VINYL CLAD GYP. BD PANELS	SMOOTH AND WASHABLE WHITE
C3	GOLD BOND	MONOLITHIC CEILING ON METAL FRAMING	5/8" GYP. BD.	SMOOTH PAINT - WHITE AND WASHABLE
C4	USG	2' X 2' SUSPENDED T-BAR GRID CEILING SYSTEM	"VINYL ROCK" VINYL CLAD GYP. BD PANELS	PAINT GRID AND TILES AS SHOWN ON DETAILS

CEILING GRID DETAIL		LIGHT FIXTURE DETAIL	
3		2	
Scale= NTS		Scale= NTS	
A-105		A-105	



REFLECTED CEILING PLAN

1

Scale= 1/4" = 1'-0"

A-105



PANDA EXPRESS, INC.
1683 Walnut Grove Ave.
Rosemead, California
91770

Telephone: 626.799.9698
Facsimile: 626.372.8288

All ideas, designs, arrangement and plans indicated or represented by this drawing are the property of Panda Express Inc. and were created for use on this specific project. None of these ideas, designs, arrangements or plans may be used by or disclosed to any person, firm, or corporation without the written permission of Panda Express Inc.

REVISIONS:

NO.	DESCRIPTION	DATE

ISSUE DATE:

STATE PERMIT SET	02/10/2021

DRAWN BY: AF

PANDA PROJECT #: D8059
ARCH PROJECT #: JCDT20-0255



NORR
ARCHITECTS • INTERIORS • PLANNING

PANDA EXPRESS

TRUE WARM & WELCOME
1395 N. GREEN STREET
BROWNSBURG, IN 46112

A-105

REFLECTED CEILING PLAN

TRUE WARM & WELCOME 2300 R4